

# Elevate Aisle Containment Roof Raceway Cable Management



## Product Overview

This versatile cable trough is designed for efficient cable management, specifically for data racks. Installed at the top of the cabinet, it features a double tray design that effectively separates power and LAN cables for organized, streamlined setups. The middle plate is adjustable, allowing for flexible capacity adjustments to accommodate varying cable volumes.


Available in two widths, 600mm and 800mm, with a standard height of 280mm, this raceway is easily mounted into pre-drilled holes on the rack roof. It provides a reliable and flexible solution for keeping your cables organized and ensuring proper airflow within your data racks.

- ✓ Available in 600 mm or 800 mm Wide versions
- ✓ Standard Height at 280mm
- ✓ Installed into Pre-drilled Holes on Racks
- ✓ Provides two separate channels for cabling
- ✓ Variable width Channels


## Product Specifications

Feature	Values
Width	600mm (for 600mm wide cabinets)/800mm (for 800mm wide cabinets)
Height	280 mm
Material	Steel
Type of Surface	Powder Coated
Colour	White/Black
RAL-number	9003 (White), 9004 (Black)

## Product Features Explained

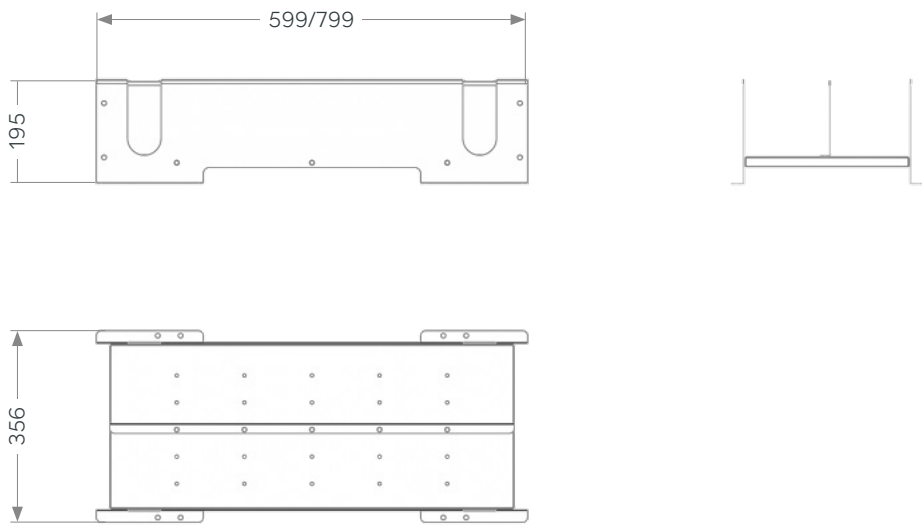


This ducting is designed at 280mm height and offer variable width channels to allow to difference cable volume between each side.



Available in either 600mm or 800mm widths, it installs into pre-drilled holes on the rack roof.

Product Drawing



Part Number Table



Part Number	Description
578-600-BK	Elevate Cold Aisle Roof Raceway Cable Management 600W x 195H mm Black
578-800-BK	Elevate Cold Aisle Roof Raceway Cable Management 800W x 195H mm Black
578-600-WH	Elevate Cold Aisle Roof Raceway Cable Management 600W x 195H mm White
578-800-WH	Elevate Cold Aisle Roof Raceway Cable Management 800W x 195H mm White