

Elevate Aisle Containment

Hot Aisle Fixed Side Panel Sets



Product Overview

The Elevate Hot Aisle Containment System manages data centre airflow by channelling server exhaust heat directly into the ceiling plenum or CRAC/CRAH return, isolating hot and cold air streams to reduce thermal inefficiencies and improve cooling performance by up to 30%.

The Elevate Hot Aisle Side Panel Sets are modular components designed to form part of the Elevate Hot Aisle Containment System. Constructed from high-quality extruded anodised aluminium and 8 mm clear polycarbonate, these panels mount directly onto Elevate DCR Racks to create a secure and efficient containment structure. Available in heights of 1 metre or 2 metres and widths ranging from 600 mm to 1600 mm, they offer flexible installation options for single or double rack spans. Each panel includes integrated LED lighting for aisle illumination and features an extended brush seal to minimise airflow loss at the ceiling interface.


- ✓ High quality, light weight aluminium frame
- ✓ LED lights included
- ✓ Available in a range of sizes
- ✓ Installs directly onto DCR racks
- ✓ Uses 8 mm polycarbonate clear plastic
- ✓ Complies with EN 13501-1: B, s1, d0

Product Features Explained



Extended Brush Seal for Airflow Control

Minimises air leakage where the panel meets the ceiling containment system, enabling efficient heat transfer to the ceiling plenum or CRAC/CRAH return.



Modular Design with Adjustable Brackets

Panels bolt directly onto Elevate DCR Racks and include movable brackets for secure, flexible installation across various rack configurations.



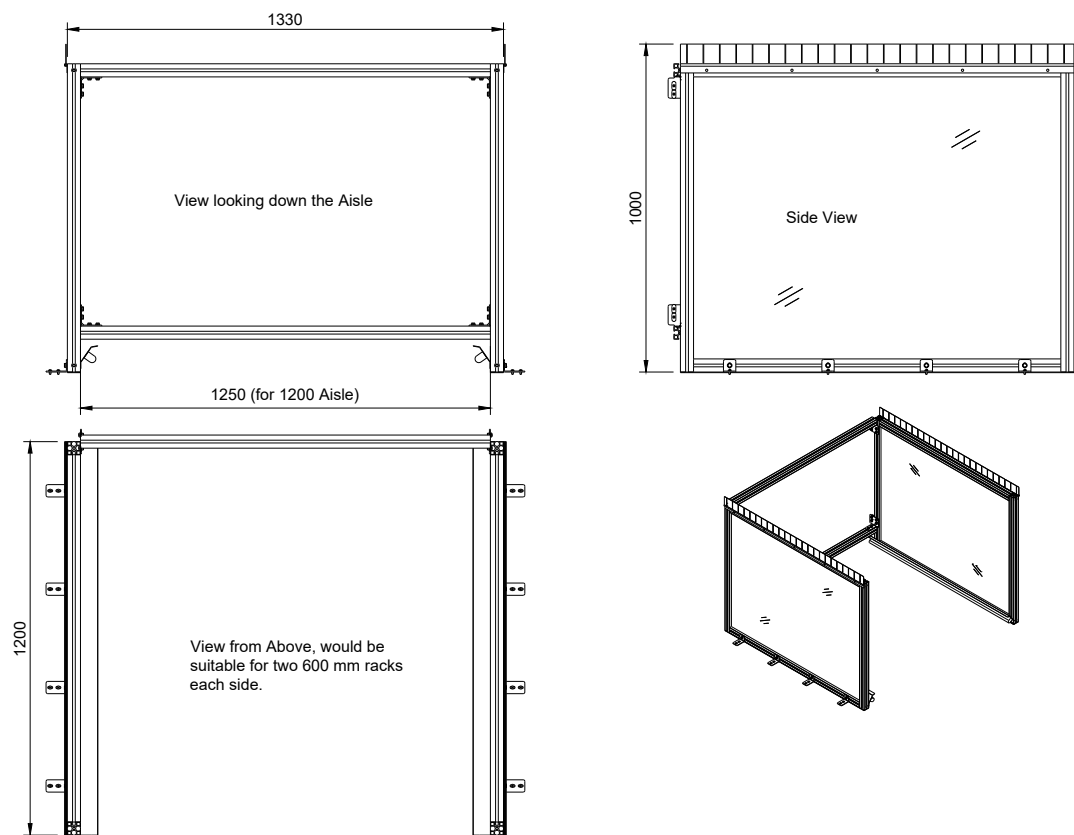
Integrated LED Lighting

Built-in illumination enhances visibility within the aisle, combining functionality with energy efficiency.

Product Specifications

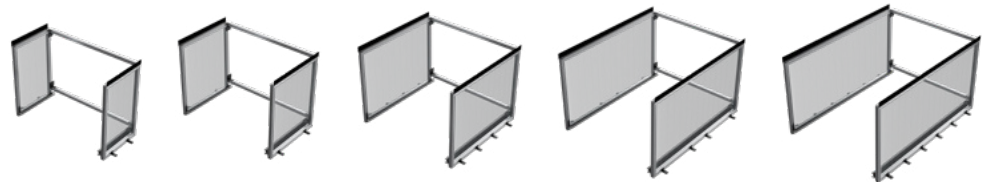
Feature	Values
Width	1250 mm (for 1200 mm aisle)
Height	1000 mm or 2000 mm
Depth	600 mm, 800 mm, 1200 mm, 1600 mm, 1800 mm
Colour	Silver

Product Drawing



Applicable Standards

Standard	Description
Directive 2008/98/EC (WFD)	Waste Framework Directive — compliant. Implemented in the UK through the Waste (England and Wales) Regulations 2011 (SI 2011 No. 988).
ECHA SCIP Database	Compliant; product does not contain SVHCs (Substances of Very High Concern) as defined under REACH Article 33(1). Submission obligations met under EU REACH and UK REACH.
Regulation (EU) 2019/1021 (POPs)	EU Regulation on Persistent Organic Pollutants — compliant. For Great Britain, compliance is aligned with the Persistent Organic Pollutants (Amendment) (EU Exit) Regulations 2020 (SI 2020 No. 1355).
Directive 2011/65/EU (RoHS II)	Restriction of the Use of Certain Hazardous Substances in Electrical and Electronic Equipment — compliant. Applies within EU member states.
Directive (EU) 2015/863 (RoHS III)	Amending Directive 2011/65/EU to add four phthalates (DEHP, BBP, DBP, DIBP) to Annex II — compliant.
UK SI 2012 No. 3032	The Restriction of the Use of Certain Hazardous Substances in Electrical and Electronic Equipment Regulations 2012 (UK RoHS) — compliant for Great Britain. Retained EU law, as amended by the Product Safety and Metrology (Amendment etc.) (EU Exit) Regulations 2019.
Complies with EN 13501-1: B, s1, d0	Compliant with EN 13501-1 fire classification for construction products, achieving B, s1, d0 performance — indicating very limited contribution to fire, minimal smoke production, and no flaming droplets.



Part Number Table

Part Number	Description
577-0610F	Elevate Aisle Containment Hot Aisle Side Panel 600 mm x 1000 mm (WxH) Set
577-0620F	Elevate Aisle Containment Hot Aisle Side Panel 600 mm x 2000 mm (WxH) Set
577-0810F	Elevate Aisle Containment Hot Aisle Side Panel 800 mm x 1000 mm (WxH) Set
577-0820F	Elevate Aisle Containment Hot Aisle Side Panel 800 mm x 2000 mm (WxH) Set
577-1210F	Elevate Aisle Containment Hot Aisle Side Panel 1200 mm x 1000 mm (WxH) Set
577-1220F	Elevate Aisle Containment Hot Aisle Side Panel 1200 mm x 2000 mm (WxH) Set
577-1610F	Elevate Aisle Containment Hot Aisle Side Panel 1600 mm x 1000 mm (WxH) Set
577-1620F	Elevate Aisle Containment Hot Aisle Side Panel 1600 mm x 2000 mm (WxH) Set
577-1810F	Elevate Aisle Containment Hot Aisle Side Panel 1800 mm x 1000 mm (WxH) Set
577-1820F	Elevate Aisle Containment Hot Aisle Side Panel 1800 mm x 2000 mm (WxH) Set