


# Elevate Base16 OS2 / OM4 Multi Mode MPO Trunk



## Product Overview

The Elevate range of MPO to MPO trunk cable assemblies form part of the wider MPO cassette and patching solution. As standard each cable is assembled using Senko low loss MPO Plus connectors and B2ca Euroclass multifibre cable which for singlemode is A2 specification and for multimode bend insensitive.

Elevate trunk cables are unpinned female to female as standard and wired to polarity B, in multi sub unit cables the standard breakout cable length from the connector side of the manifold to the connector face is 600mm. Male connectivity and alternative wiring and breakout lengths are available please request these when specifying your enquiry.

Cables detailed within this data sheet are OM4 multimode, and OS2 singlemode, other fibres including OM5 are available on request.

- ✓ Senko low loss MPO Plus
- ✓ Sustainable packaging solutions – including returnable reels
- ✓ Available as 16f through to 144f assemblies
- ✓ B2ca Euroclass cable as standard
- ✓ Compatible with the Elevate HD and MD cassette solution
- ✓ Access test data at anytime via on line test trace

## Available Options



Singlemode (male/female)



Multimode (male/female)

## Product Specifications

Feature	Values	
Number of fibres	16 to 144	
Fibre type	OS2 G657.A2 / OM4	
	Singlemode	Multimode
Connector A	MPO	
	APC	PC
Connector A colour	Green	Violet
Keyway direction	Offset up	
Connector A quantity	1 to 9	
Connector B	MPO	
	APC	PC
Connector B colour	Green	Violet
Keyway direction	Offset up	
Connector B quantity	1 to 9	
Cable jacket colour	Yellow	Violet
Cable diameter	3.5mm(16f) 9.5mm (48f 96f)11.2mm (144f)	
Fibres per subunit	16 to 24	
Number of subunits	1 to 6	
Length of sub unit breakout	600mm	
Configured to polarity	B	
Gender of MPO	Female	
Durability	500 matings per TIA-568.3	
	Singlemode	Multimode
Typical Insertion loss	0.15dB	0.15dB
Maximum Insertion loss	0.25dB	0.25dB
Typical return loss	>55dB	>25dB
Operating temperature	-40 to +75	

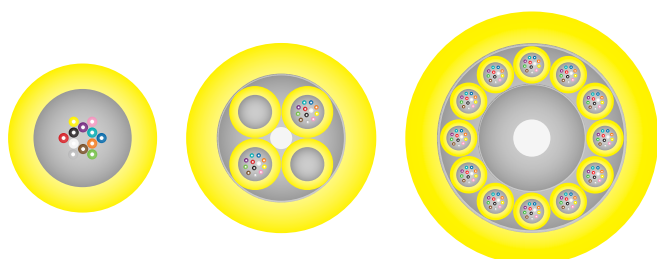
## Product Features Explained



All Elevate MPO solutions are built on Senko low loss, best in class connectivity.




Each MPO Cable is factory tested. Test data is accessed via the QR code attached to the cable which links to our test trace portal.



### Cable cross section

Produced using 16F subunits in a compact diameter design.




### Fibre configuration

Terminated with Senko MPO Plus low loss 16F connectors, female (unpinned) as standard male (pinned) available on request.

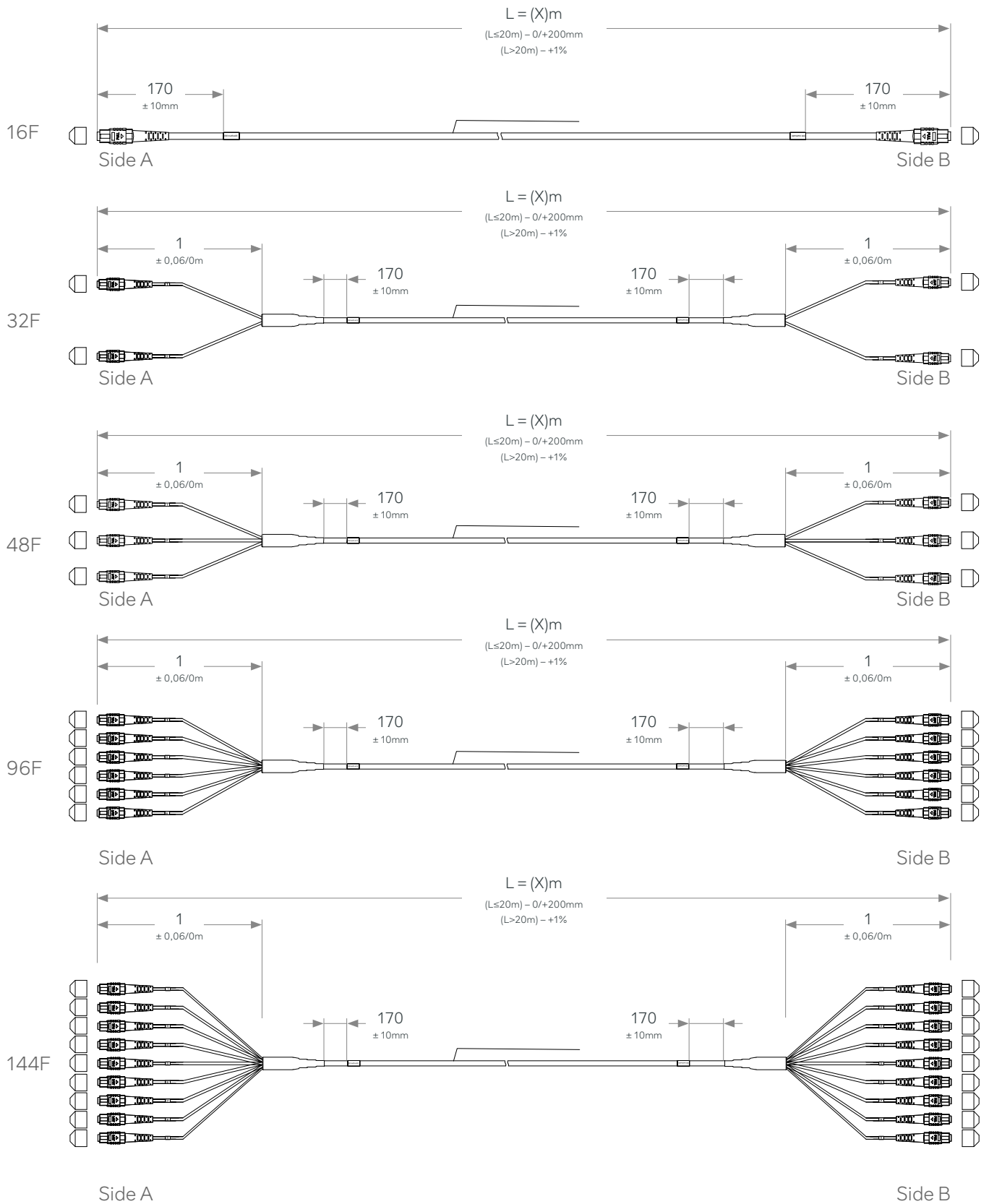
## Polarity

Assembled to Polarity B as standard. Alternative polarity available on request.



# Product Drawing

Base 16



## Product Standards

### Applicable standard

Compliance with International Standards ISO 11801, EN 50173 and ANSI/TIA 568-E, necessitates that this product/component adheres to all relevant normative references specified within these standards.



## Product Packaging

Packaging Method	Specification
Outer carton	FSC certified plain brown cardboard cartons
Compostable bags	TUV Certified Compostable bags
Cable reels	Recycled plastic returnable cable reel
	3.5mm diameter <100mtrs - Certified compostable bags
	3.5mm diameter >100mtrs - Recycled plastic returnable cable reels
	9.5mm, 11.2mm, 13.5mm, 14.6mm & 17.5mm diameter (all lengths) - Recycled plastic returnable cable reels

## Part Number Table

Base Type				Fibre Type		Fibre Count		Connector A		Connector B		Method		Length (m)	
208	-	16	-	OM4	-	16	-	MPOF	-	MPOF	-	A	-	XXX	
				OS2		48		MPOM		MPOM		B			
						96						C			
						144									